



Counseling Cards for Preparation and Consumption of Corn Soy Blend Plus



+

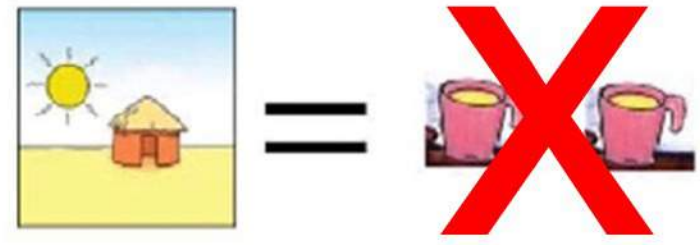
=



- Add the 4 bottle caps of oil to the 1 baby feeding cup of blended filled to just below the line on the cup
- The vegetable oil is just as important for your child's recovery as the blended. The vegetable oil has nutrients and extra energy for growth.
- Do not use the vegetable oil to cook any other food. It should only be used with the blended. If you use for other foods, then you will run out of oil and deny the child the full nutrients and energy need for recovery.
- Preparing the food according to the recipe will assist your child to become healthy so that they have the chance to live a good, long, and successful life. This is the purpose of the food, to help your child be healthy; when your child is healthy, they will get sick less often, they are happier and more playful as they grow.
- Always boil the pap until it is thick and a dark yellow color, that as for at least 10 minutes if you have a time piece and allow it to cool before serving.
- Always have drinking water available when feeding the child

KRIO


- Flop 4 stopper vegetabul oil wit 1 baby cup blended hen tap di blended na di cup en layn
- Di vegetabul oil important lek di blended for di pikin in wellbodi wan bikos e get yamyam insay way dae make di pikin grow fayn
- Nor use di oil for cook any oda chop pas di pikin in blended. If yu du dat, di oil go don kwik en de pikin nor go get de yamyam way dae pan de oil for mek e well kwik wan
- Cook de blended de way, way den show yu, e go mek yu pikin go well kwik en in bodi go worju pan am. Na dat de chop dae for. En wae di pikin well, e nor go dae sick sick nor mor, en e go grow fayn.
- Na for mek sure say yu allow de pap for boil tay e tick en turn yala, for lek 10 minutes so, en allow mek e kol befo yu gii de pikin for it.
- Na for put wata for drink near yu all tem wae u dae fid de pikin



- The pap is meant to be consumed every day for 14 days; there is only enough in the bag for you to use one (1) cup a day for 14 days
- Using more than one (1) cup a day and you will run out of the food before you receive the next ration
- Using less than one (1) cup a day means the child will not receive all of the necessary dosages and could slow the child's recovery
- The pap does not need to be eaten all in one sitting, it is best to try to make the ration in the morning after the child has breastfed, then the child can eat the food in bits until it is finished.
- Do not keep the food overnight, it will spoil
- Follow the instructions given to you by the nurse, CHW and Lead mother on how to cook the food. Using a different dosage could slow recovery.

KRIO


- Di pikin for it de 1 bag blended for 14 days, en na 14 cups nor mor dae insai de bag.
- Na dat mek den kin advis say for cook 1 cup blended for di day, for mek de pap nor go don befo de neks supply cam.
- En bak, if yu cook les dan 1 cup, de pikin nor go get all de yamyam wae dae insai de pap wae go mek e well.
- De pikin nor get for it all de pap wan ten wan ten. E go beteh mek e it som wae e don suk de bobi wata na morning. Den e kin it de wan wae lef smol smol tay e don.
- Nor mek di pap sleep, e go pwel.
- Na for cook de pap de way, way de Nurse, CHW en de Lead mami den show u. If yu nor gee am di rayt dosage, som tem e kin umbug de pikin in wel wan.



- The food is meant for a child that is moderately malnourished, it is not for every child or for those that are severe. It is for your child because he/she is moderately malnourished
- Feeding the food to healthy children has no impact on their health and it could slow the recovery of the moderately malnourished child
- Selling the food at market will decrease the amount of the food that is available for the child
- Though friends or relatives may ask for the food, it is acceptable and appropriate to keep the food for your child. It is important for the health of your child that you save all of the food for the malnourished child
- Explain to family members that you cannot share with other members of the family or with friends to improve the recovery of your child

KRIO

- De blended na for de pikin wae malnorish small nor mor, nor to for all oda pikin den wae nor malnorish or wae malnorish bad wan. Na for yu pikin
- If yu gi pikin wae nor get de sick, e nor go beteh am, but e go umbug de oda pikin wae malnorish small, bikos e nor go wel kwik
- Wen yu sel de blended na makit, da mean say u don pul pan de wan wae de sick pikin for it
- Som tem dae yu padi den or fambul den go aks for mek yu gi den pan de sick pikin in blended. E betteh en rayt for mek yu nor gee den. Na dat go fayn for di pikin in well bodi wan
- Mek yu fambul en padi den kno say yu nor gi dem bikos yu wan mek yu pikin get welbodi



- Breastfeed first before giving other foods. Continue breastfeeding on demand both day and night. This will maintain the health of your baby and strength as breast milk is the most important part of your baby's diet and supplies half of baby's energy needs.
- This bag does not contain enough food, calories, or nutrients to be able to feed your child EXCLUSIVELY for 2 weeks; it is not intended to be the only food you prepare for your child
- Feeding only this food to your child will not make the child well, the child will continue to be moderately malnourished; your baby needs other staple foods.
- Soft food from different food groups can be given to young children 6-24 months like mashed or porridge with rice/nuts/fish/pumpkin/sesame. You should also feed fruits (such as papaya, banana, etc.), vegetables (such as green leafy and yellow vegetables like cassava leaf, greens etc.) and foods high in protein (such as ground nuts/fish/chicken/meat, eggs) to older children.
- This food will not be continued after your child recovers, you will only receive this food for some short time, it's important that the child eat a nutritious and diverse diet so that they do not become sick again after the treatment
- You want the child to have an appetite, to want more food. After you have fed the ration for the day, feed the kid a normal diet in the same quantities you were feeding before. Do not decrease the amount of food you were feeding before you started receiving the blended; it is better to increase the amount of food

KRIO

- Na for gi yu pikin bobi wata fors tin na mornin befo yu gi am any oda chop. En na for dae gi am bobi wata all tem as e want am day en net. Dis go mek yu pikin go grow fayn en trong, bikos bobi wata na gud chop for pikin, en na important part pan di pikin in chop way na in dae gee am haf in trenk.
- De blended wae dae na de bag nor mor nor get all de yam yam wae de pikin need for grow insai de 14 days. E nor min say na di blended nor mor for gee yu pikin for di day.
- Ge you young pikin (6-23 months) soft eat lek pap; mash poopoo, pumpkin, banana or potato with benin or pounded fish. Cook plassas wit pounded fish, beans, and ground nut. Also you kin ge big pikin (24-59 months) fruts lek ripe poopoo, banana, mangoe way e done eat.
- Den nor go dae gi yu dis blended egain wae yu pikin don wel, na dat mek yu for mek yu pikin yus for it oda chop den wae e go dae it wae de supply tap. If yu nor do dat, yu pikin go sick bak.
- Yu pikin for get apitite for it wel, na dat mek yu for dae gi am de kind food wae e blant it wae e nor bin don sick yate. Na for dae gi you pikin de sem kind chop wae e blant it befo yu begin gi am blended. E fin for add pa the chop way e be don de eat.

